



























What makes us think of April

Monday	Tuesday	Wednesday	Thursday	Friday
				

April Spring Cleaning Ideas

Monday	Tuesday	Wednesday	Thursday	Friday
			<p>1 Dust !</p> 	<p>2 Sort seasonal clothes.</p> 
<p>5 Sort your shoes</p> 	<p>6 Organize your closet</p> 	<p>7 Repair or throw out torn clothes</p> 	<p>8 Organize your medicine cabinet</p> 	<p>9 Clean out the junk drawer</p> 
<p>12 Toss out old magazines</p> 	<p>13 Mop your floors</p>  <p style="font-size: small;">shutterstock - 505442875</p>	<p>14 Vacuum furniture</p> 	<p>15 Clean out the fridge</p> 	<p>16 Clean the oven</p> 
<p>19 Wash windows</p> 	<p>20 Go through office papers</p> 	<p>21 Organize your spice rack</p> 	<p>22 Wash your comforters</p> 	<p>23 Wipe down walls</p> 
<p>26 Throw away junk items</p> 	<p>27 Donate useable items</p>  <p><i>The Joy of Living</i></p>	<p>28 Organize mugs, glasses, plates etc</p> 	<p>29 Wash throw rugs</p> 	<p>30 Enjoy a beautiful clean home!</p> 